

GL4

Fruit growers




The design of quality



A top product thanks to decades of know-how and long experience in construction. This mower is rugged, compact and surface-smooth. Thanks to the continuous and hydraulic adjustment of the working width with collision protection, this blade mower can be used in any aisle width. The skid plates on the swing arms and the support wheels ensure optimised ground

adjustment on uneven ground, too. Two precision sensors with hydraulic precision control allow gentle and accurate mowing around the stem – without the use of herbicides. Optimised overview during working thanks to front-mounting of the unit.



Swing arm with precision sensor and hydraulic width adjustment







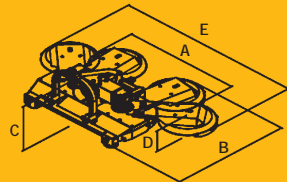
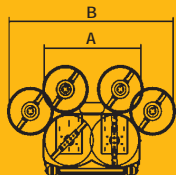
Tandem roller



Swing disks with herbicide spraying heads adjustable in height and depth



GL5

Mod.											
					HP	KG	A	B	C	D	E
GL/4 45 95-175 Special	4	8	30 - 80	360	97	148	90	26	180	95	175
GL/4 50 110-195	4	8	30 - 80	380	112	154	90	26	200	110	195
GL/4 50 120-205	4	8	30 - 80	430	122	125	90	26	205	120	200
GL/4 50 130-215	4	8	30 - 80	490	132	130	90	26	220	130	215
GL/4 50 140-225	4	8	30 - 80	530	142	135	90	26	230	140	225
GL/4 60 140-245	4	8	30 - 80	540	142	155	90	26	250	140	245
GL/4 60 160-260	4	8	30 - 80	560	162	165	90	26	265	160	260
GL/4 70 160-280	4	8	30 - 80	570	162	175	90	26	285	160	280
GL/4 60 180-280	4	8	30 - 80	590	182	175	90	26	285	180	280
GL/4 70 180-300	4	8	30 - 80	600	182	180	90	26	305	180	300
GL/4 80 180-320	4	8	30 - 80	610	182	190	90	26	325	180	320
GL/4 60 200-300	4	8	30 - 80	630	202	190	90	26	305	200	300
GL/4 70 200-320	4	8	30 - 80	640	202	200	90	26	325	200	320
GL/4 80 200-340	4	8	30 - 80	650	202	210	90	26	345	200	340
GL/4 90 200-360	4	8	30 - 80	660	202	220	90	26	365	200	360
GL/4 60 220-320	4	8	30 - 80	670	202	200	90	26	325	220	320
GL/4 70 220-340	4	8	30 - 80	680	222	210	90	26	345	220	340
GL/4 80 220-360	4	8	30 - 80	690	222	220	90	26	365	220	360
GL/4 90 220-380	4	8	30 - 80	700	222	230	90	26	385	220	380
GL/4 90 240-400	4	8	30 - 80	720	242	240	90	26	405	240	400
GL/5 90 290-450	5	10	30 - 80	850	293	220	90	26	455	290	450
GL/5 90 330-490	5	10	30 - 80	980	331	230	90	26	493	330	490
GL/5 90 360-520	5	10	30 - 80	1100	363	240	90	26	525	360	520